

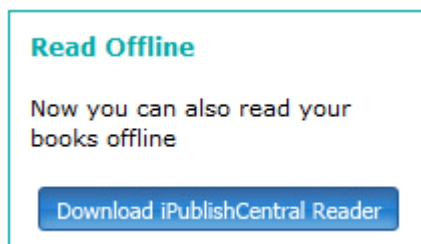


iPublishCentral Reader 5.0


Roshan - 2020-01-29 - 0 Comments - in Thieme

The iPublishCentral reader is a software program that, after a one time installation onto your computer, allows you to download, store, and read any book from the Thieme E-Book Store when offline. The iPublishCentral Reader is built on Adobe Air, which will also be installed during the initial installation process.


Once you login to the eBook site using your account you will notice a button “Download iPublishCentral Reader”



Click on the download button to go to installation page. Click on install button to set up iPublishCentral reader on your system.



Click the Login button on the upper right corner of the screen.



The image shows the login interface for iPublishCentral Reader Version 4.6.2. The background features a decorative pattern of stylized plants and gears. At the top center, the text 'iPublishCentral Reader Version 4.6.2' is displayed next to a blue circular logo with a starburst pattern. A question mark icon is located in the top right corner. Below the header, there are two radio buttons: 'Normal User' (selected) and 'Institutional User'. The form includes three input fields: 'Site URL:' with a placeholder '<Site name>', 'Username:' with a placeholder '<User name>', and 'Password:' with a placeholder '*****'. At the bottom of the form are two buttons: 'Sign In' and 'Cancel'. A footer message reads: 'Please enter 'Site address/URL', 'Username' and 'Password' of the portal.'

Select Normal User.

1. Enter the URL <http://ebookstore.thieme.com/> in the Site URL field.
2. Use your registered log in credentials to log in to iPublishCentral Reader.
3. Enter your user name in the Username field
4. Enter your password in the Password field
5. Click the Sign In button
6. Bookshelf displays the subscribed eBooks with a Download button.