



Portal > Knowledgebase > DeBooks > DeBooks- Offline access for Institutional users

## DeBooks- Offline access for Institutional users

Sandesh - 2020-01-28 - 0 Comments - in DeBooks

### **Follow the Steps below to access your subscribed eBooks:-**

Once you login to the eBook site using your account you will notice a button “**Download iPublishCentral Reader**”

The screenshot shows the DeBooks website interface. At the top, there is a search bar with the text "Enter search term", a "Catalog" dropdown, and a "Go" button. Below the search bar, there are links for "Home", "About Us", "Contact Us", "Privacy Policy", "Terms & Conditions", "Copyright", and "For Institutions". The main content area displays a list of eBooks. The first eBook is "1st Indian Wind Power Convention Wind Power India '96" by C. V.J. Varma, with ISBN 13: DE-CBIP-584. The second eBook is "1st International Conference Silting Problems in Hydro Power Plants" by C.V.J. Varma, Dr. B.S.K. Naidu, A.R.G. Rao, with ISBN 13: DE-CBIP-479. The third eBook is "2nd International Conference Dam Safety Evaluation" with Publication Code: DE-CBIP-321. On the right side of the page, there is a "Read Offline" button with a red box around it and an arrow pointing to it. Below the button, there is a red text box that says "Click Here to Download and Install the iPublishCentral reader application."

Click on the download button to go to installation page. Click on install button to setup iPublishCentral reader on your system.

The iOffline reader is available for both Windows and Macintosh environments.

When you execute the reader for the first time it will ask for the user name and password. Here you need to provide your online account information. The user name and password are validated and if the account information is correct then the contents on the online book shelf will appear in the iOffline reader. Here you can click on the book and see the details in a side pane which shows the details of book. On this page you will have button to download the book for offline reading. Click on the button get the get the book offline.

**Download**

**Manually Download**

Download and install [Adobe Air](#) (if not already installed)  
 Download and install [the latest iPublishCentral Reader release](#)

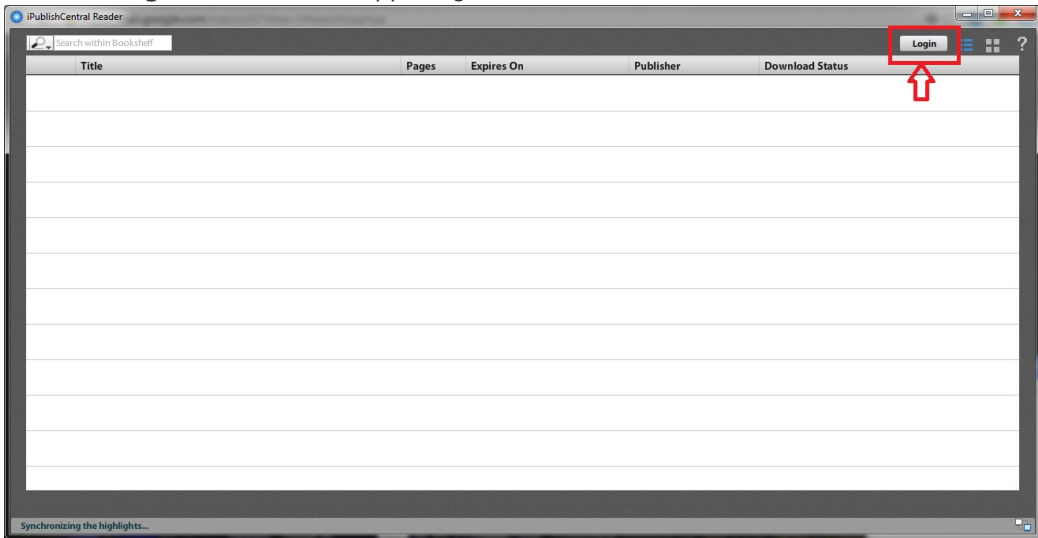
**Please Note :** Google Chrome has issues detecting Adobe Air files installed on the system , so kindly use Mozilla Firefox or Internet Explorer browser.

Home | About Us | Contact Us | Privacy Policy | Terms & Conditions | Copyright | For Institutions

Welcome [User Name] | **Login** **Bookshelf**

The iPublishCentral Reader bookshelf is displayed.

- Click the **Login** button on the upper right corner of the screen.



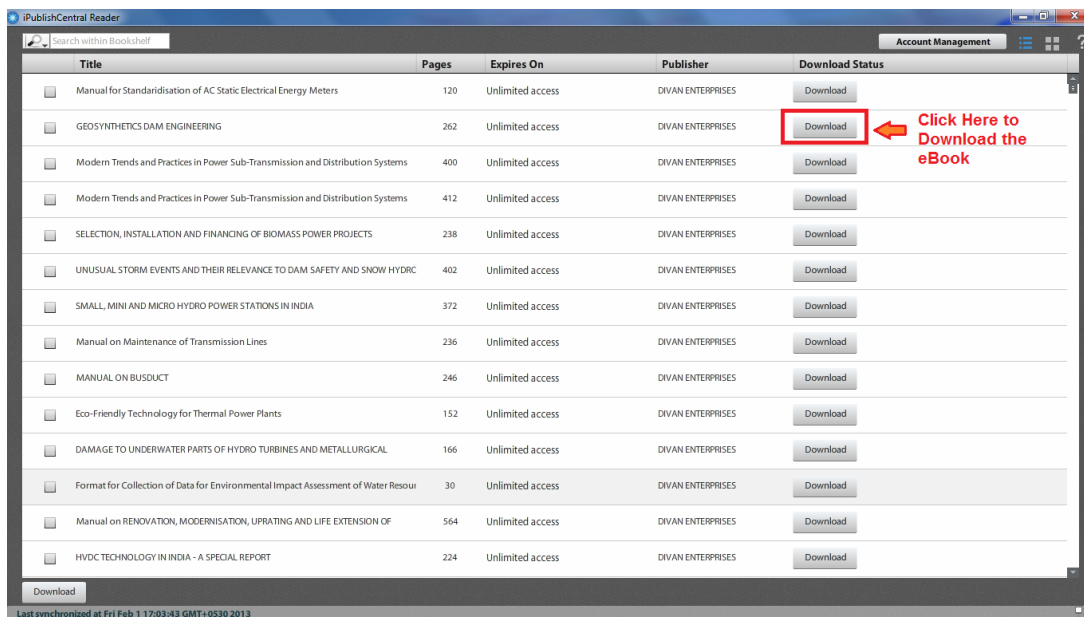
**Log in as Institutional User**

1. Select **Institutional User**.
2. Enter **www.debooks.in** in the **Site URL** field.




Figure: Login Screen for an Institutional user


3. Click the **Sign In** button.
4. If the login credentials are incorrect, then an error message will be displayed "**Failed to Authenticate. Invalid Site Information**".
5. Bookshelf displays the subscribed eBooks with a **Download** Button.
6. You need to allow the iPublishCentral Reader to synchronize, this might take a while based on the internet connectivity as the number of titles subscribed to the account is really high.
7. Once synchronized the bookshelf will display the titles with an option to download.



iPublishCentral Reader

Tap here to go to Bookshelf 

Account Management  
Institutional User [Add an Account](#)

Username	Publisher/Link	No. of Books	Last Sync Date	Status	Action
CBIP	<b>DIVAN ENTERPRISES</b> www.debooks.in	Total:722 Downloaded: 0	Thu Jan 1 1970		<a href="#">Delete</a>

Indicates Synchronising of the account.

Synchronizing the bookshelf...

- Tags
- debooks
  - divan