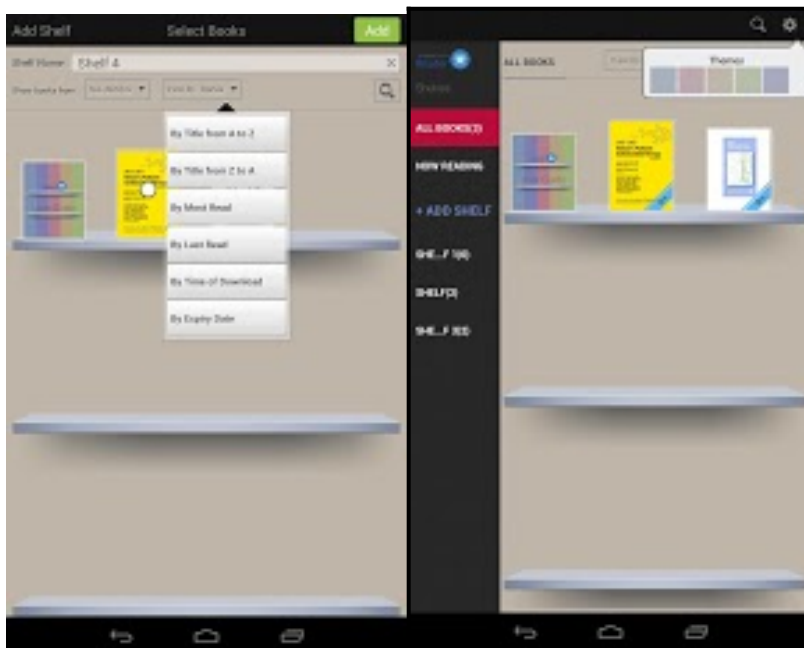


iPublishCentral Reader for Android for Wiley India Institutional User's

Roshan - 2023-02-04 - Comments (0) - Wiley India





For Android - Supported on 7" and 10" Android tablets only.





Please follow the instructions below to access eBooks on an Android Tablet:

1. Download and install the **iPublishCentral** Reader android app from the Google Play Store.
2. The link is: https://play.google.com/store/apps/details?id=com.impelsys.ioffline&hl=en_GB
3. Open eBook site using the default browser on your Android Tablet.
4. Log in with the Common Username credentials provided for the institution.
5. Go to the Bookshelf Page and choose the book you wish to download,
6. Click on the  button
7. You will be redirected to the download page
8. Click on the  button.
9. Once the file is downloaded, open it with the iPublishCentral Reader app to read.

Note : This app is only for Institutional users.

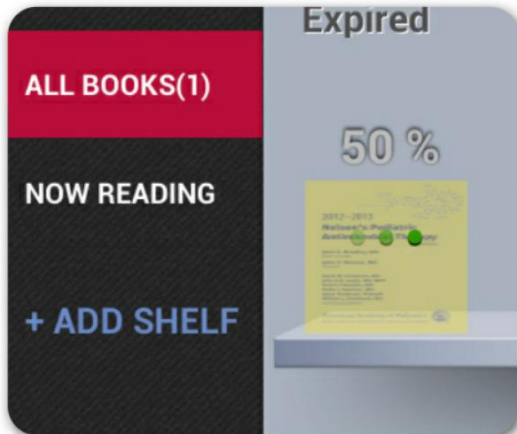
ADD BOOKS



From Institutional Websites


» To add a Book to your Reader, open the website in Safari and tap the 'Read on Device' button

ORGANIZE



Create your own Shelves to organize the eBooks

Add eBooks to an existing Shelf or remove them





Long Press on the Shelf name to delete it.



Supports Both

PDF Documents



ePub 2 Documents