

Knowledgebase > interRAI > interRAI Online & Offline Reading on PC's & Mac's

interRAI Online & Offline Reading on PC's & Mac's

Roshan - 2023-03-26 - Comments (0) - interRAI

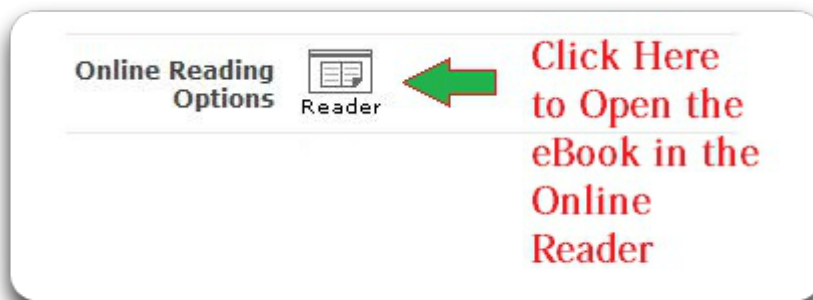


interRAI Content Protected download for Offline Reading on PC's & Mac's

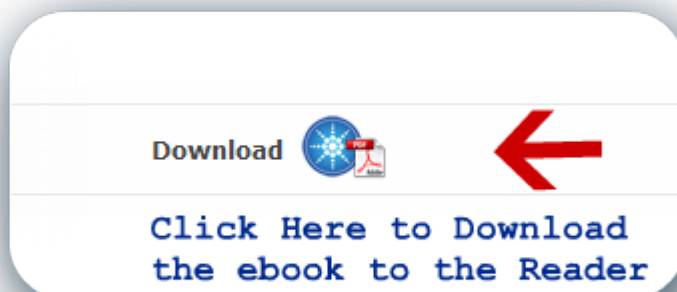
Once you Login to the Institutional account, go to the Bookshelf.

You will have the Online Reading options along with the Download Option.

Online Reading



Offline Reading



You need to install an application (iPublishCentral Reader) to read the e-book offline.
Please download and install the application appropriate for your device



iPublishCentral Reader for PC/Desktop



**Click here to Install the
iPublishCentral
Reader**

If you have downloaded the appropriate application click on the download icon to continue downloading the title



The book can be downloaded only once per session

**Download the file if
the reader is already
installed**

Right Click and Open the Downloaded file with iPublishCentral Reader.





Accessing the eBooks on an iPad or Android Tablet

Content Protected DOWNLOAD (CP) ANDROID

System Requirements for Android

- Requires ANDROID :4.0.3 and up
- Tablet Size : 7 Inch and Above

Steps to Download on Android Tablets

1. Download and install the iPublishCentral Reader android app from the Google Play Store
2. The link
is: https://play.google.com/store/apps/details?id=com.impelsys.ioffline&hl=en_GB
3. Open the eBook site using the default browser on your Android Tablet
4. Log in with the Common Username credentials provided for the institution
5. Go to the Bookshelf Page and choose the book you wish to download
6. Click on the button 
7. You will be redirected to the download page
8. Click on the button 



9. Once the file is downloaded, open it with the iPublishCentral Reader app to read

Content Protected DOWNLOAD (CP) IPAD

System Requirements for iPad

- Requires iOS 4.3 or later.

Steps to download on iPad

1. Download and install the iPublishCentral Reader iPad app from the Apple iTunes Store
2. The link is: <https://itunes.apple.com/in/app/ipublishcentral-reader/id510322929?mt=8>
3. Open the eBook site using the default browser on your iPad.
4. Log in with the Common Username credentials provided for the institution
5. Go to the Bookshelf Page and choose the book you wish to download
6. Click on the button 
7. You will be redirected to the download page
8. Click on the button 
9. Once the file is downloaded, open it with the iPublishCentral Reader app to read