


## Institutional/Library Access - Download instructions on PC/Mac/Laptop, iPad and Android Devices

Customer Support - 2023-02-04 - Comments (0) - Norwood House Press

[Follow the instructions below to access eBooks on an iPad:](#)

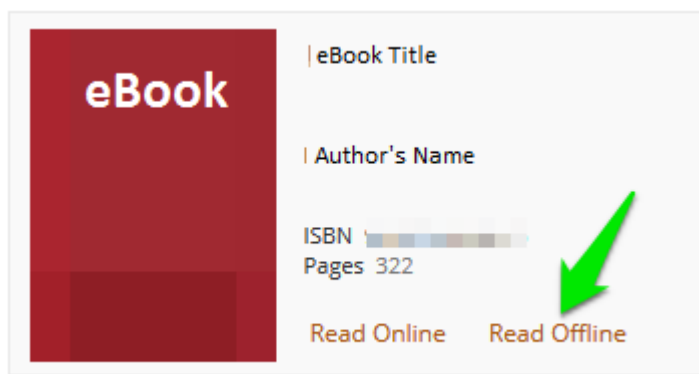
- Download and install the iPublishCentral Reader iPad app from the App Store.
- The link is: <https://itunes.apple.com/in/app/ipublishcentral-reader/id510322929?mt=8>
- If the access for the institution is given based on IP range or Referral URL, open eBook site using the default browser on your iPad.
- If the access is given based on Common Username Credentials, open the eBook site and log in with the same credentials provided for the institution.
- Go to the Bookshelf Page and choose the book you wish to download,
- Choose the eBook and Click on the **Read Offline** option




- You will be redirected to the download page.
- Click on the  button.
- Once the file is downloaded, open it with the iPublishCentral Reader app to read.

[Follow the instructions below to access eBooks on an Android tablet:](#)

- Download and install the iPublishCentral Reader Android app from the Google Play Store.
- The link is: [https://play.google.com/store/apps/details?id=com.impelsys.ioffline&hl=en\\_GB](https://play.google.com/store/apps/details?id=com.impelsys.ioffline&hl=en_GB)
- If the access for the institution is given based on IP range or Referral URL, open eBook site using the default browser on your tablet.
- If the access is given based on Common Username Credentials, Open the eBook site and log in with the same credentials provided for the institution.
- Go to the Bookshelf Page and choose the book you wish to download.
- Choose the eBook and Click on the **Read Offline** option




- You will be redirected to the download page.
- Click on the  button.
- Once the file is downloaded, open it with the iPublishCentral Reader app to read.

#### Offline on PC/Mac:

- If the access for the institution is given based on IP range or Referral URL, open the eBook site using the default browser on your PC/Mac/Laptop. If the access is given based on Common Username Credentials, Open the eBook site and log in with the same credentials provided for the institution.
- Install the iPublishCentral Reader application using "**Download iPublishCentral Reader**" button on Bookshelf page.
- Go to the Bookshelf Page and choose the book you wish to download.
- Choose the eBook and Click on the **Read Offline** option



- You will be redirected to the download page.

- Click on the  button.
- Once the file is downloaded, open it with the iPublishCentral Reader app to read.