

How to Read offline on a PC/Mac?

Roshan - 2023-02-04 - Comments (0) - Slack Publishing

iPublishCentral reader is an Adobe Air Based application for PCs and MACs that allows you to read your books offline. It functions similarly to the web based online reader.

- Once you login to the site using your account you will notice a button “**Download iPublishCentral Reader**”

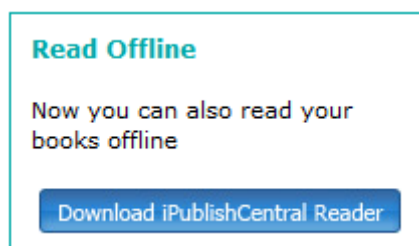


Figure: Download iPublishCentral Reader

- Click on the download button to go to installation page. Click on install button to setup iPublishCentral reader on your system.



- If you are having trouble downloading or installing iPublishCentral Reader, Please clear your browser cache and cookies and try downloading again or try using a different browser(ex :[Mozilla Firefox](#)).
- (Google Chrome will cause difficulty during installation as it has compatibility issues). Also ensure you have updated version of [Adobe Air](#) on your computer.
- The iPublishCentral Reader bookshelf is displayed. If the user is logging in for the first time, then a message "**No books have been downloaded to the bookshelf**" is displayed.

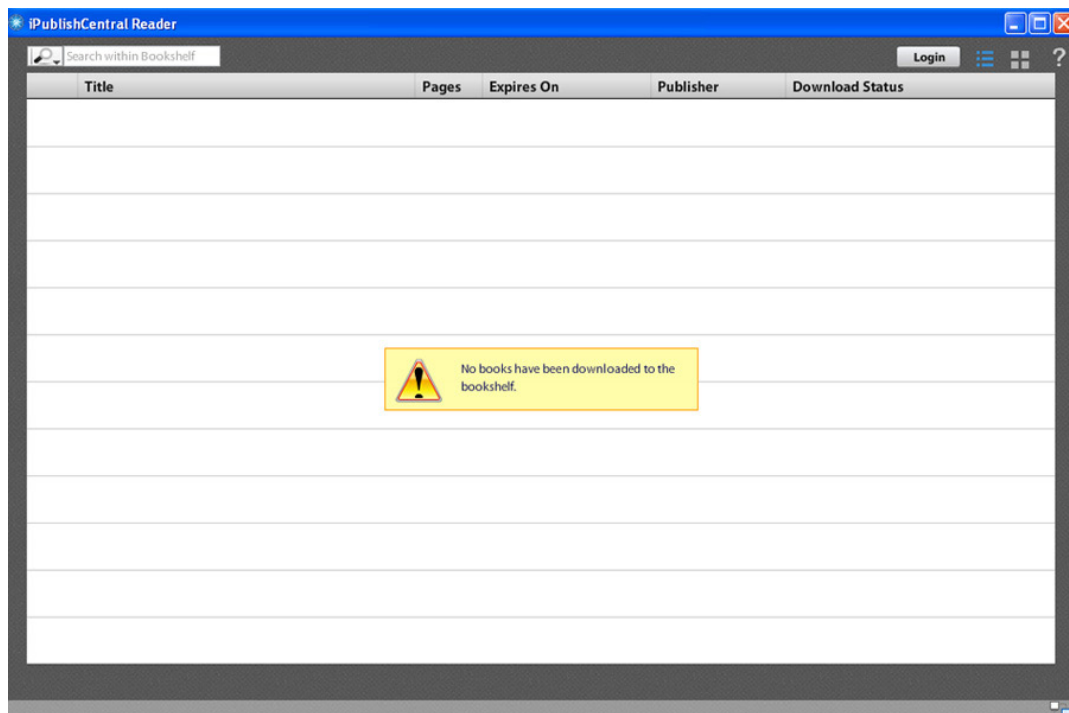


Figure: Bookshelf

- Click the **Login** button on the upper right corner of the screen.

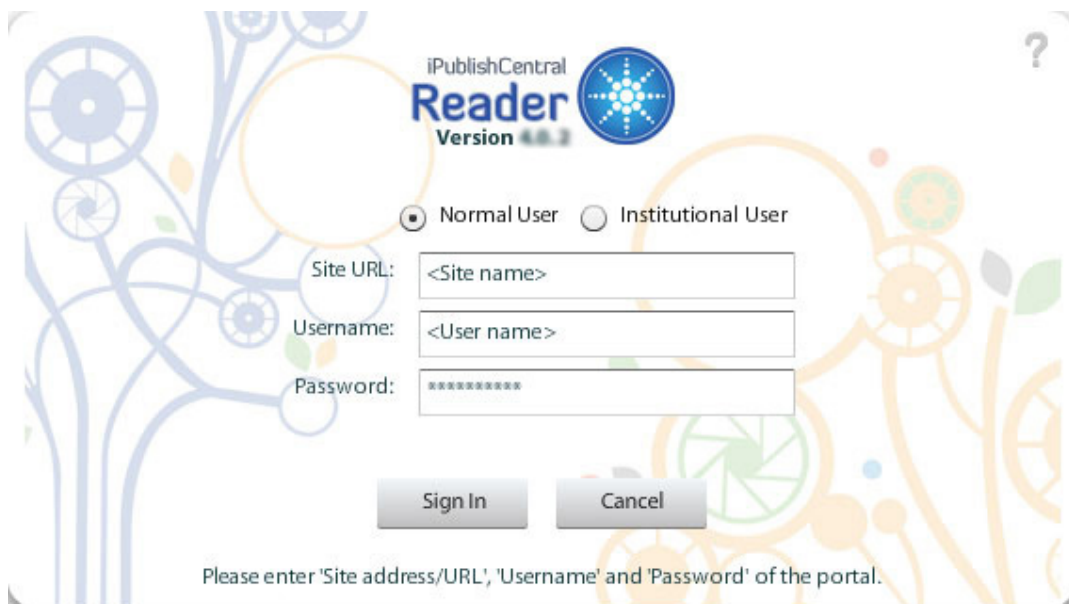


Figure: Login Screen for an Normal user

Log in as Normal user

1. Select **Normal User**.
2. Enter **http://ebooks.healio.com/** in the Site URL field.

- Enter the username in the **Username** field
- Enter the password in the **Password** field
- Click the **Sign In** button
- Bookshelf displays the subscribed eBooks with a **Download** Button

If the login credentials are incorrect, then an error message will be displayed "**Failed to Authenticate. Invalid Username/password**".

Note : iPublishCentral reader is designed to be used only on a PC/Mac and not for tablets or other devices.