




How to access eBooks on Android ?

Amit - 2023-02-04 - Comments (0) - LexisNexis

Please follow the instructions below to access eBooks on an Android Device:

1. Download and install the iPublishCentral Reader android app from the Google Play Store. The link is: https://play.google.com/store/apps/details?id=com.impelsys.ioffline&hl=en_GB.
2. Open the eBooks site using the default browser on your Android.
3. Log in with the Common Username credentials provided for the institution.
4. Go to the Bookshelf Page and choose the book you wish to download.
5. Click on the  or  button.
6. You will be redirected to the download page.
7. Click on the  button.
8. Once the file is downloaded, open it with the iPublishCentral Reader app to read.

Note : This app is only for Institutional users.