




## How to access eBooks in iPad ?

Sandesh - 2014-07-09 - Comments (0) - LexisNexis

### **Please follow the instructions below to access eBooks on an iPad:**

1. Download and install the iPublishCentral Reader iPad app from the App Store. The link is: <https://itunes.apple.com/in/app/ipublishcentral-reader/id510322929?mt=8>
2. Open <http://myebooklibrary.co.za/> site using the default browser on your iPad.
3. Log in with the Common Username credentials provided for the institution.
4. Go to the Bookshelf Page and choose the book you wish to download.
5. Click on the  or  button.
6. You will be redirected to the download page.
7. Click on the  button.
8. Once the file is downloaded, open it with the iPublishCentral Reader app to read.

Note : This app is only for Institutional users.