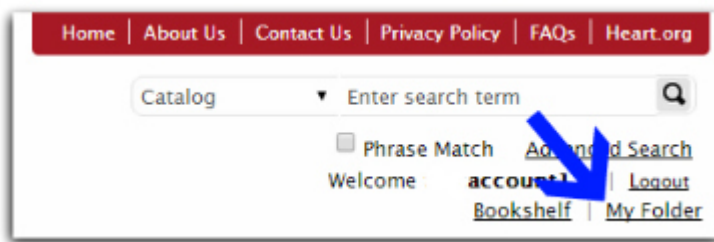


How do I change my password?

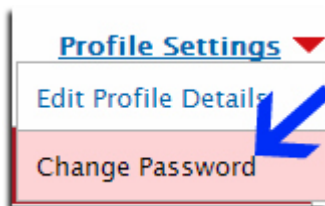
Roshan - 2023-02-04 - Comments (0) - American Heart Association

To change your password once logged in:

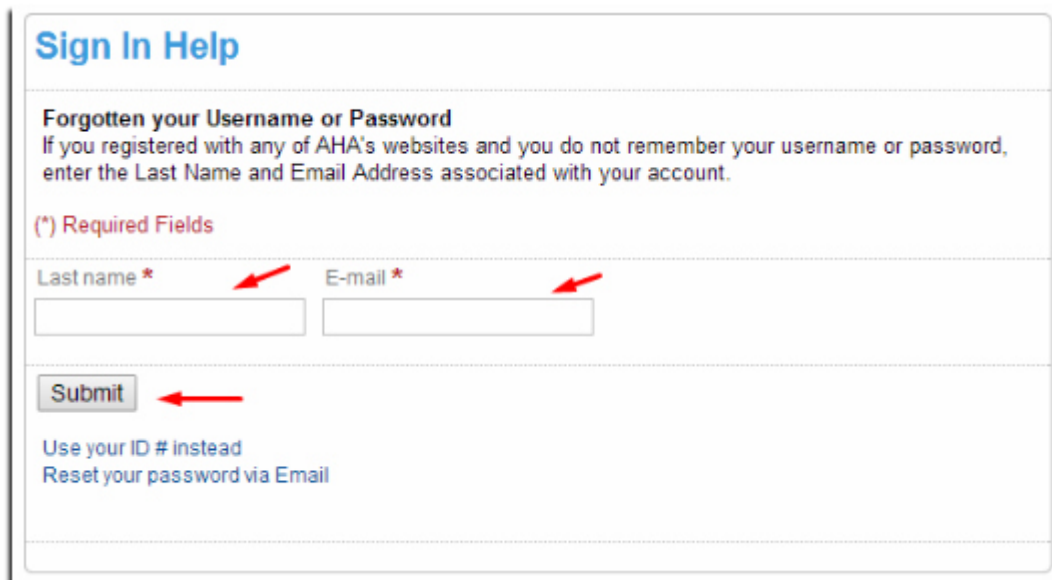
Click on My Folder



Click on Profile Settings Drop down and Choose Change password



Enter your Last Name & Registered Email address and click on Submit.



The screenshot shows a form titled "Sign In Help" with the sub-heading "Forgotten your Username or Password". The text below reads: "If you registered with any of AHA's websites and you do not remember your username or password, enter the Last Name and Email Address associated with your account." Below this is a section for "Required Fields" with two input fields: "Last name *" and "E-mail *". Red arrows point to these fields. Below the input fields is a "Submit" button, also indicated by a red arrow. At the bottom of the form, there are two links: "Use your ID # instead" and "Reset your password via Email".