


Bioplan Associates eBooks on iPad

Viji - 2023-02-04 - Comments (0) - Bioplan

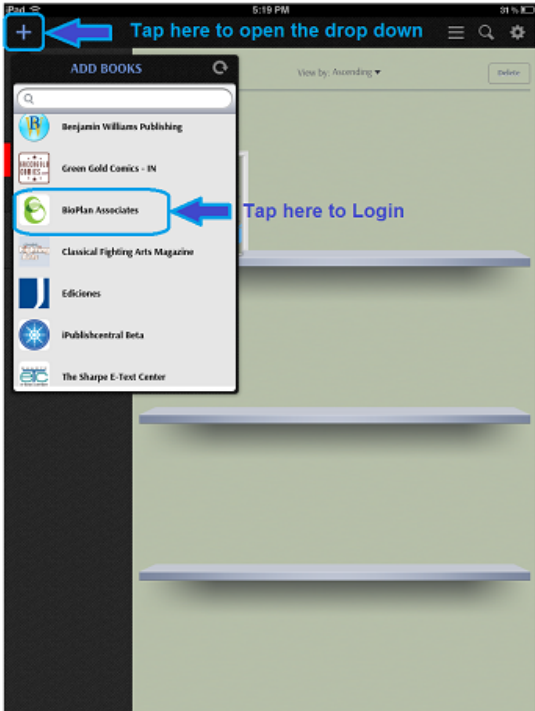
Follow these steps to get your Bioplan eBooks on an iPad:-

- Go to iTunes Store and download iPublishCentral reader for iPad

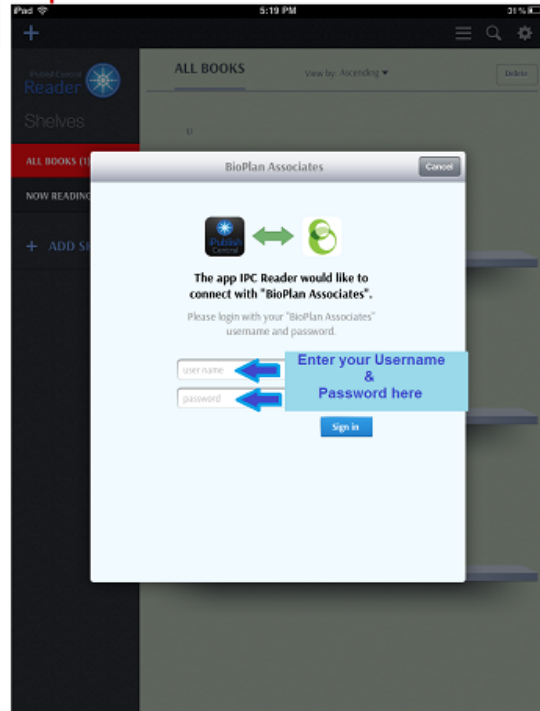
OR

- Open the Link on Safari on your iPad, download and install the app
: <https://itunes.apple.com/us/app/ioffline/id510322929?mt=8>
- Tap on  to select the Publisher.
- Choose **Bioplan Associates**.
- Enter your username and password in the log in window and click **Sign In**.
- The Bookshelf will open up with the thumbnail view (greyed out) of subscribed eBooks.
- Select the eBook and tap on **Add** .
- The eBook will get downloaded and will appear on the **All Books** Tab.
- Tap on the eBook to read.

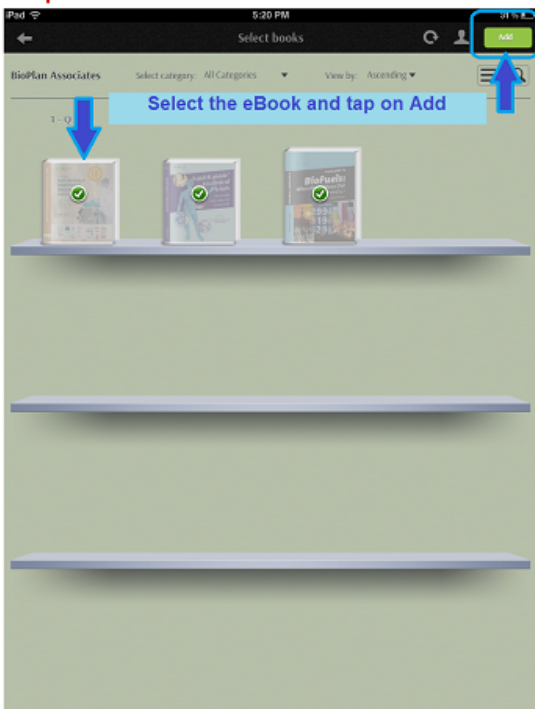
Step 1



Step 2



Step 3



Step 4

